


Duet

DSP+FPGA Card

Two C6416 DSPs at 1GHz each
Virtex-II Pro FPGA, 4 or 5 M gates
PMC/XMC Site tied to FPGA
Dedicated High-Performance Data Plane

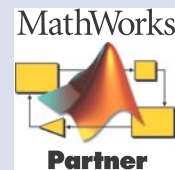


Features

- TMS320C6416 DSP (x2) at 1GHz
- 32MB SDRAM per Processor
- One XC2VP40 VirtexII-Pro 4M or 5M gates
- 1.2 GB/s Data Plane
- 64-bit/133MHz PCI/PCI-X
- One PMC/XMC Site with J4 to FPGA & 4 Rocket I/O per VITA 42
- Up to two 2MB private SBSRAM per FPGA
- Up to two 32MB private DDR SDRAM per FPGA
- 800 MB/s DSP Links
- 3U Compact PCI with PXI Support

Applications

- High -End Co-Processing
- Wireless, Broadband Communications
- Signal Intelligence, Electronic Warfare
- RADAR
- Video
- Biometrics



Ordering Information

Duet DSP + FPGA Board 80152-0

Overview

Duet, a dual-DSP, Virtex-II Pro FPGA, PMC/XMC site, CompactPCI board with advanced architecture providing unprecedented processing and IO connectivity, delivers blazing performance with extreme flexibility for advanced signal capture and real-time processing applications. MATLAB and TI DSP tools provide an advanced environment for signal processing that significantly shortens application development time.

The board features two TMS320C6416 DSPs, a Virtex-II Pro FPGA and a PMC/XMC site, connected with both a dedicated, high performance data plane and a flexible PCI bus architecture. Demanding real-time applications such as wireless communications, RADAR and signal intelligence can integrate high speed IO with signal processing in FPGA and TI DSPs.

Duet is supported by powerful DSP software and FPGA firmware design tools that reduce application development time. TI's Code Composer Studio, DSP BIOS plus Innovative's Pismo Toolset provide DSP programmers with a design tools and software that is full-featured and productive. FPGA firmware development using Duet's Framework Logic allows signal processing designs to be developed directly in MATLAB or VHDL and directly implemented in firmware.

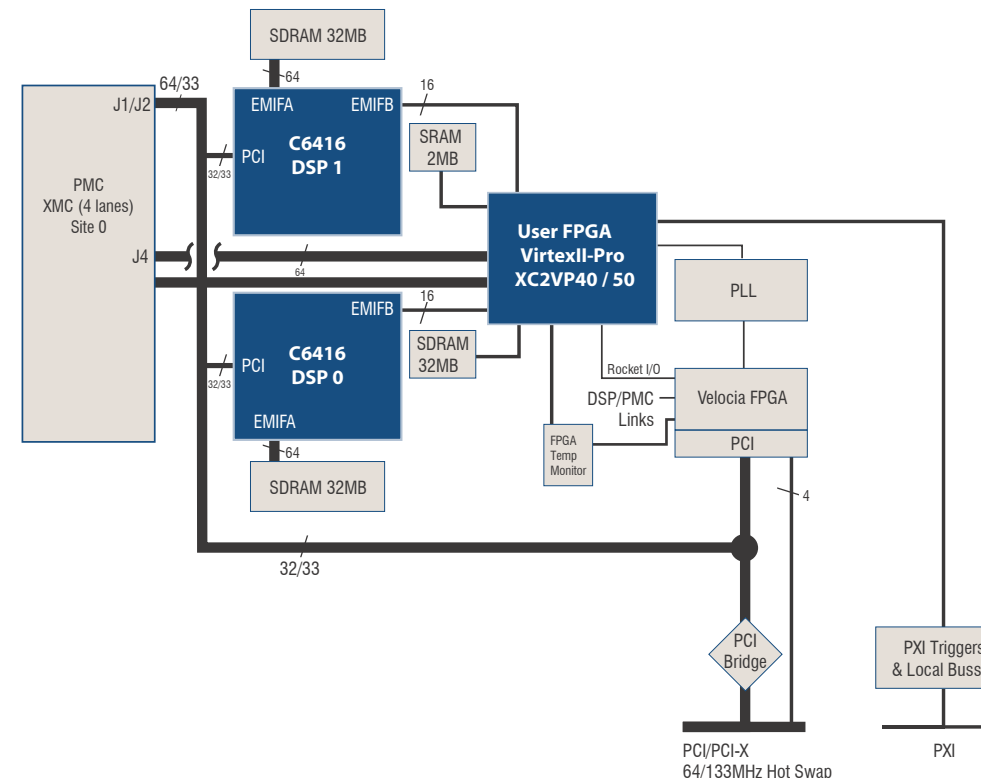
Main Features and Architectural Benefits

Duet integrates power signal processing DSPs and FPGAs with IO using a dedicated data plane and a PCI bus architecture.

- Two 1 GHz, TI 'C6416 DSP cores with 64 MB memory each
- Xilinx Virtex2 Pro VP40/50 FPGA with local memory
- Dedicated data plane integrating the DSPs, FPGA, PMC I/O, and external devices with multiple, simultaneous 250 MB/s paths
- Flexible local PCI bus integrating the DSPs, PMCs, host interface controls.
- PMC/XMC site for standard IO expansion. XMC provides up to 10 Gbps connectivity from XMC to Duet FPGA.
- PXI triggering and local buses interface to FPGA
- Timing and system control features for IO and system integration.

Powerful TI DSPs

Duet features two 1 GHz Texas Instruments' TMS320C6416 1GHz processors, the industry fastest 32-bit DSP chip, for 32,000 MIPS of aggregate power. The C64x DSP, a member of TI's C6000 family, is software compatible with TI's C62x, facilitating migration from C62x design. On chip RAM consists of a 2-level cache with 128Kbits of L1 program Cache, 128Kbits of L1 Data Cache and 8Mbits of L2 Unified RAM/Cache that can be partitioned by user via software. This cache structure makes external memory usage about 85% as efficient as 100% on-chip memory. Other on-chip resources include a 32-bit PCI interface, 64 enhanced DMA channels, 3 timers and the HPI port. Each DSP has a private 32 MB of external 133MHz SDRAM is mapped on the 64-bit EMIFA bus. The built-in PCI core allows for flexible, user-friendly communication between the DSP, the host and any other device mapped on the bus. The 16-bit EMIF-B external interfaces are 133MHz and are connected straight to the user-FPGA.



The user-reconfigurable FPGA is the XC2VP40 Virtex-II Pro device of Xilinx's high-end family of "platform FPGAs." The VP40 chip provides over 46K logic cells, 3.4Kb of Block RAM, 192 dedicated 18x18 multipliers, 8 Digital Clock Managers and over 800 user I/O, as well as 2 PowerPC processor cores and 12 RocketIO transceivers.

These FPGAs are almost 100% available for end-user code and represent enormous resources. A VP50 is pin-compatible and can also be offered as option. The FPGA ties the 16-bit 133MHz EMIF-B bus as well as the McBSP serial ports of each DSP, the P4- 64 pins connector of the PMC site and 8 other pins of P3. Four Rocket IO links to the XMC module provide up to 10 Gbps connectivity to IO modules. This link can provide a data pipe bandwidth of up to an 800MB/s between logic, daughter and external hardware with off-the-shelf or custom PMC card. Firmware can be configured dynamically via SelectMap. As for memory, the user-FPGA has two banks of private memory: 2MB of fast SBSRAM and 32MB of DDR SDRAM. This dual type memory scheme is simply the best design for performance and flexibility: the SBSRAM provides a simple control and linear memory model that is fast and very easy to use while the SDRAM provides ample storage for very large sets of data.

Superior Inter-Processor and External Communication Network

The main innovations of the Duet architecture reside in the unmatched connectivity between DSPs, FPGA, host and external hardware. In all multi-processor applications, the most crucial aspect that leverages overall performance is the intra- and inter-processor communication efficiency, both in terms of latency and bulk data transfer bandwidth. Optimal connectivity between DSPs is provided with two separate communication planes:

- PCI-bus system, which can be thought of as the control plane, expandable, user-friendly
- Dedicated, private data plane built on Rocket IO links between FPGA and XMC site and DSP EMIF B

Control Plane using PCI bridged busses: Open Architecture and User-friendly

Duet is a PCI-X device with hot-swap capability. The PCI bus provides a strong platform, well accepted for its bandwidth, user-friendliness and system integration capability. Duet has a PCI bus bridge from the Host that implements a 33 MHz, 64 bit local bus. The local bus integrates the DSPs, PMC module (64-bit). The DSP can communicate directly with the host over its PCI interface for system integration and control. All local PCI devices enumerate in the system and are visible by the system drivers. The DSP code loading, FPGA loading, card controls and PMC configuration are performed using the PCI bus interface.

Duet uses a transparent PCI bridge to allow the host processor to communicate with any PCI device on Duet as a native device. Each

device (DSP or PMC module) can be accessed by any other device over the PCI bus. The host system is responsible for enumeration and resource allocation. Duet is PICMG 2.1 compliant, allowing use in 64/133 PCI-X as well as in 64/66, 64/33 or 32/33 PCI systems.

IO Expansion

The PMC (PCI Mezzanine Card) form factor is a well accepted standard that provides a performance-oriented expansion site. Many offerings of mezzanine cards with specialized I/O are available in this configuration. The first obvious utilization of these sites is the integration of high-speed analog I/O channels, Ethernet connectivity, or PowerPC co-processing power. Innovative Integration offers a family of PMC/XMC modules for wideband and narrowband digital receivers, acoustic channels and high-speed digital I/O applications. Custom design interfaces can also be quickly implemented, using legacy hardware or completely new designs.

Data plane provides communication mesh using simple packet based protocol

Duet also implements a separate data plane for ultra-fast, low latency data transfer between devices, and external hardware. Sustained data rates of up to 2 Gbps (200MB/s) are supported. A powerful and user-friendly communication scheme is implemented in the Virtex-II Pro FPGA with a link supporting each DSP, external IO. The scheme uses a connection mesh that provides a private data path to and from each DSP. This may be easily modified in custom logic designs to support new topologies with arbitration. The software layer utilizes the DSP DMA channels for all data movement over the EMIF busses in order to preserve CPU bandwidth.

The data plane in each FPGA maps all devices, namely the two DSPs EMIF-B busses and a high-speed serial port. Concurrent paths are supported through the connection mesh, allowing many off-board DSPs to transfer simultaneously.

The data plane is simple and easy to use. Each port manages data flow using one DMA channel per direction so that any DSP can send data to any other DSP or external serial port with a single command to initiate DMA transfer. Each port is connected to the DSP 16-bit data bus and supports data writes to the FIFO at full rate - 16 bit at 133MHZ. Data is paced by available space in the data path FIFOs.

Flexible System Expansion

Communication with host system and external hardware is multifaceted, user-friendly and scalable. The peripheral list speaks for itself:

- Host PCI-X interface 64bit/ 133MHz
- XMC/PMC site 64bit/33MHz
- PCI and 4 lanes of 2 Gbps serial data

Development Tools

Duet is delivered with the Pismo Toolset, a full suite of software development tools working under TI's Code Composer Studio. The Pismo Toolset makes DSP development fast and simple, with a complete collection of target and host side libraries and very illustrative and performance code example. It includes everything from convenient utility applets allowing reset, download, execution and high level debugging of DSP applications, to a complete set of source code examples demonstrating full operation of all the board features, including inter-processor communication, external port operation at full bandwidth as well as PCI busmaster and mailbox messaging.

The Pismo Toolset is fully integrated in Texas Instruments' Code Composer Studio and comes with CCS project and configuration files. Pismo supports and extends each of the features of DSP/BIOS on the Duet board through a seamless integration of advanced C++ class libraries, BIOS-compliant DSP peripheral device drivers, and clear, illustrative examples. The device drivers fully exploit the available DMA channels in the C64x chip so that hardware interrupt rates remain low and preserve CPU bandwidth.

Host side development tools are bundled as the Malibu Toolset and as deployed offer the most powerful and flexible means to rapidly integrate real time signal processing into Windows applications. They include powerful C++ classes that greatly facilitate the control of- and communications with- the DSP targets from a host application, such as booting, downloading of code, message exchange via mailboxes and bulk data transfer via bus-mastering. These functions are easily called and configured from within Microsoft Visual C++ or Borland C++ Builder and shields the user from having to fully understand the inner details of the device-driver and hardware, though source code is available to end-users.

Debugging

Hardware and source-level debug operation is supported with Texas Instruments Standard JTAG emulator compliant with XDS510 or XDS560, using a two-processor scan path, such as the Innovative Code Hammer debugger.

Logic Framework – Custom Logic Support

Duet provides two large FPGAs for custom code implementation. Innovative Integration provides source code of the logic blocks implemented on the card as delivered and demonstrating hardware functionality:

- DSP interfacing through EMIF-B buses and McBSP ports
- Digital IO connections to PMC site P4 connector
- SBSRAM and SDRAM controllers
- Inter-processor cross point switch communication
- Serial FPDP port with bidirectional data flow

These blocks consumes less than 15% of the VP40 device and constitute the logic frame work from which custom logic development will stem. VHDL source files as well as test bench files for ModelSim are provided to customers. Control files are also provided for pin use and timing constraints. Development is supported using Xilinx ISE, XST VHDL, with simulation under Mentor Graphics ModelSim.

The Velocia -FPGA is not intended for end-user logic development and source code is usually not provided to end-users. Contact Innovative Integration if your application might require changes to these specific interfaces.

Software and Logic Framework – Custom Logic Support

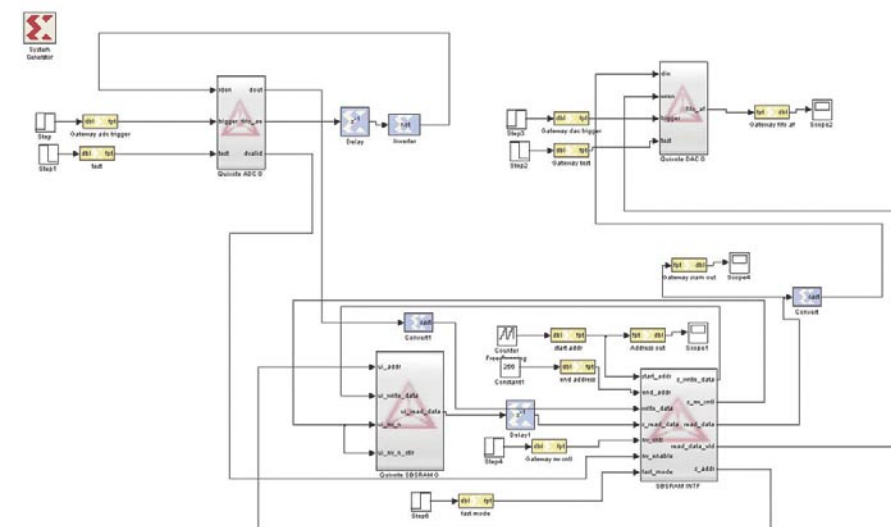
Duet offers a 4M gate FPGA for custom code implementation. Innovative Integration provides source code of the logic blocks implemented on the card as delivered and demonstrating hardware functionality: DDR SDRAM control, SBSRAM controller, Pn4 interface, XMC interface and interface to the PCI-FPGA.

Logic development is supported using either VHDL and/or MATLAB. VHDL source files as well as test bench files for ModelSim are provided to customers. Control files are also provided for pin use and timing constraints. Development is supported using Xilinx ISE, XST VHDL, with simulation under Mentor Graphics ModelSim.

MATLAB Simulink, in conjunction with Xilinx System Generator may be used for logic development. This powerful tool set allows the signal processing designer to develop algorithms using all the power and grace of MATLAB and then implement them directly in logic.

The Framework Logic provides blocks for the hardware interface ready to use in the Simulink graphical design environment. Gateways to MATLAB allow the developer to quickly test the system by using Simulink to generate, analyze and display the actual data on the hardware during design. Nothing could be easier for advanced signal processing development!

The PCI-FPGA is not intended for end-user logic development and source code is usually not provided. Contact Innovative Integration if your application might require changes to these specific interfaces.



A typical block diagram design using MATLAB

Digital Signal Processor

Two Texas Instruments TMS320C6416 at 1GHz
 32-bit fixed-point DSP
 16KB L1 Data Cache
 16KB L1 Data Cache
 1MB L2 unified RAM/Cache
 (3) 32bit timers
 64 EDMA channels

Memory

32MB SDRAM private, on each processor
 Mapped on 64-bit EMIFA, 133MHz bus clock
 2MB SBSRAM FPGA memory
 32MB DDR SDRAM FPGA memory

PMC/XMC site

One site 64bit/33MHz
 JN4 connected to FPGA digital IO (64 pins + 8 other pins, default LVDS)
 Local PCI bus to PMC 64-bit/33MHz/3.3V
 4 lanes of Rocket I/O @ 2 Gbps
 800 MB/s between XMC Site and FPGA
 Complies with VITA 42.0

FPGA

Xilinx XC2VP40 VirtexII-Pro
 Xilinx XC2VP40-5FF1152C standard (Optional XC2VP50)
 90% available for end-user code
 Connects to DSP via EMIF-B and two McBSP
 Connects 64 pins to JN4 of PMC site+8 other pins
 4 Rocket I/O connections to XMC site
 Dual Rocket IO lanes to Velocia FPGA
 Two LEDs

External Data Ports

JN4 connectors (64pins) on PMC site - see PMC Section
 PXI Interface
 Triggers and clocks connect to the FPGA
 Local Bus Left/Right connect to the FPGA

PCI Interface

64bit/133MHz PCI-X
 PICMG 2.1 compliant
 Compatible with 64/66, 64/33, 32/33
 3V/5V compatible
 Bus master or target operation
 Bus-master burst rate to 528MB/s

Data Plane Communication

Implemented in VirtexII-Pro
 Connects EMIF-B of DSP, VirtexII-Pro, external serial ports, PMC Site
 266 MB/s at DSP burst interface
 2 Gbps (higher speed grade logic devices support up to 3.125 Gbps)
 450 MB/s between PMC Site and FPGA over J4
 800 MB/s between XMC and FPGA

PLL Timebase

Software Programmable
 25-800MHz
 3pS rms jitter
 14.4MHz TCXO 5ppm crystal

Development Languages

DSP

C/C++ or assembler using Texas Instruments CCStudio and Innovative Integration Pismo toolkit

Host

MS VisualC++ .NET 2003 or 2005 or Borland C++ Builder/Developers Studio 2006/Turbo Pro 2006 with Innovative Integration Malibu Toolset

FPGA

Xilinx ISE tools, ModelSim test bench,
 VHDL FrameWork Logic, MATLAB
 Xilinx System Generator

DSP Operating System

DSP/BIOS II

Physical Size

cPCI - 3U single slot with PXI support

Power Requirements

9.3W typical for Framework Logic
 +5V@ 1.2A, +3.3V@ 1A

Cooling

Forced air required (1 CFM min)

Support PC OS

Win2000 / WinXP

Host PC

Intel processor recommended for max speed in host applications using Malibu analysis components, which utilize Intel IPP technology

Certifications

CE marked
 EMI and EMC

European Standards:

EN 550022 Class A
 EN 61000-3-3
 EN 61000-3-2
 EN 55024
 Test Report Available

Software Selection Guide for Duet

Software Package	Description	Usage/Requirements	Recommendations
Pismo Toolset	Peripheral libraries needed for developing code on this card. Includes host applications, target examples in source form demonstrating use of peripherals on the card, DSP-BIOS peripheral device driver.	Requires CCStudio*. Windows2000/XP compatible.	Required for all first time users. Includes 1 year of technical support.
Caliente DLL	Dynamic link library (DLL) for the Duet.	Requires ANSI-compliant C/C++ compiler. For example, Microsoft Visual C/C++ or Borland C++ Builder.	Required for interfacing Host side code to DSP. May be used without Malibu although not recommended
CCStudio 'C6000	Integrated development environment (IDE) for Target side development/debugging from Texas Instruments.	Requires XDS-510 compatible JTAG emulator for debugging capabilities.	Required for all first time users. Recommend use with Innovative Integration plug-n-play PCI JTAG emulator.
Malibu	Host side development package containing a suite of high-performance board-support libraries and support applets. Allows user to build/debug sophisticated data acq apps fully atop the MS Windows graphical environment quickly with Innovative Integration's Visual Component Libraries (VCL) or MFC Classes.	Requires Borland C++ Builder 6.0* or Microsoft Visual C++ 7.0.	Recommended for inexperienced and seasoned C/C++ programmers. Offers easiest interface while providing the most flexibility and performance. Ties into a plethora of 3rd party libraries.

The Duet Development Package contains all software packages listed above.

*Contact Innovative Integration for current release version.



Kane Computing Ltd
7 Theatre Court, London Road,
Northwich, Cheshire, CW9 5HB, UK.
Tel: +44(0)1606 351006
Fax: +44(0)1606 351007/8
Email: sales@kanecomputing.com
Web: www.kanecomputing.co.uk